



Union County T.E.A.M.S. Charter School and High School/College Leadership Academy
515-517 West 4th Street Plainfield, NJ 07060 908.754.9043 * FAX 908.754.7790

July 9, 2015

SUMMER PACKET LETTER

Dear Incoming **Kindergarten** Students and Parents/Guardians,

Happy Summer!!! We trust by now that you are staying cool and enjoying your days off from School. Summer is a great time to relax but it is also a time to read and practice your skills in order to be prepared for the upcoming school year. We have prepared a standards-based Summer Packet with Language Arts and Math activities to support us in decreasing summer learning loss and increase critical thinking.

This Summer Packet is designed to provide students with practice for reading comprehension, Writing, and basic math problem solving. **You will have to print the packet out to complete.**

Parents/Guardians will need to offer assistance towards pacing your child for the remainder of July and the month of August with (do **NOT** wait to the last minute):

1. ■ Reading the required books
2. ■ Completing **TWO** Reading Response Journals
3. ■ Completing the reading log with the additional books that your child reads
4. ■ Completing the math calendar

Summer Packets are due on **Monday, September 14, 2015** to your Homeroom Teacher. Your child will receive recognition and reward for completing the packet.

If you have any questions, please feel free to call the school at 908-754-9043.

Happy Reading, Writing and Problem Solving!!!!

Your Partner in Teaching and Learning,
Brian A. Albanese
Director of Instruction/Principal K-8

REMINDER: FIRST DAY OF SCHOOL IS THURSDAY, SEPTEMBER 3, 2015

Union County TEAMS Charter School
Summer Reading Packet 2014
Incoming Kindergarten Class (Leaving Pre-K)

Incoming Kindergarteners are required to read **TWO** books of their choice from the following list of suggested authors. Parents/Guardians may offer assistance or read the books aloud to students. You may visit the local library or bookstore to find your books for summer reading. *Students are encouraged to read 10-15 minutes per day with or without assistance and complete the attached Summer Kindergarten Reading Log to track the minutes. Submit your Summer Reading Log to your teacher.*

Suggested Authors:

Tomie DePaola
Pat Hutchins
Arnold Lobel
Bill Martin
James Marshall
Gail Gibbons – great author of non-fiction books
Patricia Polacco
Eric Carle
Laura Joffe Numeroff – If You Give a Mouse a Cookie series
Ezra Jack Keats
Leo Lionni

Incoming Kindergarten Class (Leaving Pre-K)

Reading Assignment/Activity

Complete the attached Reading Response Journal for each of your **TWO required** books. You should have one Reading Response Journal sheet per book. You are only required to submit TWO Reading Response Journals. However, feel free to complete more than two. Happy Reading ☺.



Reading Response Journal



Student's Name: _____ Date: _____

Title: _____

Author: _____ Illustrator: _____

1. What did you read about today? Draw a picture and/or write a sentence about what you read today.

Today I read about _____

2. How did you feel about what you read today? Circle one then write a sentence to explain.



Happy



Nothing



Sad



Mad

I felt _____ because _____

3. What do you think will happen next? Draw a picture and/or write a sentence about what will happen next.

I think _____

Kindergarten Suggested Reading Activities

Here are some activities you can do with your child to improve their vocabulary and reading skills. You can just choose one or two to complete each time you read.

Before Reading:

- Find in the book: front cover, back cover, spine and title page.
- Tell the job of: the author (writes the book) and illustrator (draws the pictures).
- Take a picture walk (only looking at the pictures, not reading any words) and make a prediction (guess) about what the story is about.

During Reading:

- Echo read: You read a sentence and have your child read the same sentence, repeating what you read.
- Choral read: Read the book out loud with your child from beginning to end.
- Partner read: You read a page, or a sentence, and then have your child read the next.






After Reading:

- Summarize: Talk about what the book is about. Discuss the characters and setting.
- Discuss any connections you may have to the book.
- Letter detective: give your child a specific letter to find in the book. Have them count how many they found.
- Sight word detective: have your child find (and read) as many sight words as they can in the book.
- Look at the punctuation in the book. Find a period, question mark or an exclamation mark.
- Find the first word on a page, the last word, and count how many pages in the book.
- Have your child draw a picture and write a sentence about what the book was about or their favorite part.

Student Name: _____

Parent Signature: _____

Think Summer, Fun, and Math! July and August Entering Kindergarten

Sunday	Monday	Tuesday	Wednesday	Thursday	Friday	Saturday
<p>Dear Families, This calendar is meant to provide a variety of different activities for the summer to help get you and your child start thinking about math. Do as many of the activities as you can. Do them in any order. Help your child with the activities and change them to suit your family's needs. Cross out each activity as you complete them. Bring your calendar to your child's teacher in September to share all that you have been doing this summer. Enjoy a summer full of math.</p>						
<p>See how many places you can find triangles today?</p> 	<p>Play the game I Spy with shapes. (ex. I spy something that is round and has 2 hands or I spy something that has 4 legs and is a rectangle.)</p>	<p>Count the number of cans in your cabinet. Sort them by category. Draw a picture of the cans you have the fewest of.</p>	<p>Clap in rhythm and patterns. Clap 3 times, then pat your legs. Do it again! Clap 3 times, then pat a beat, then clap 2 times. Do it again. Count while you clap.</p>	<p>Grab a handful of coins. Sort them. Can you name each type of coin? Find or draw a picture of something you could buy with that amount of money.</p>	<p>Tell what you did today in order. "First, I got dressed. Second, I went to the beach. Third, I had lunch, etc."</p>	<p>20 Make a guess. How long do you think it will take to get dressed? Have an adult time you as you get dressed. How close was your answer?</p>
<p>Look for the different shapes of traffic signs. Can you find a square, triangle, and rectangles on the road today?</p>	<p>Ask your child to estimate how many spoonfuls it will take to finish their cereal. Count each spoonful as they eat.</p>	<p>Draw what you were doing at 2 different times today when the minute hand of the clock was on the "12".</p>	<p>Name five different places you see numbers outside - on street signs, stores, or license plates. Draw one of the items and circle the number.</p>	<p>Count how many steps it is from your room to the kitchen and the kitchen to the living room. Which is closer? Which is farther?</p>	<p>Find out the age of your family members and arrange the ages from youngest to oldest.</p>	<p>27 Count the number of stairs in your house or the number of steps from your car to the store.</p>
<p>Find five things in your house that come in pairs. </p>	<p>Make dots to match the numbers 1-10. Put five dots on a paper and make it into a picture.</p>	<p>Make a "My Telephone Number" sign and hang it near a phone.</p>	<p>Play "Guess my Number". Use clue words: "more than" and "fewer than".</p>	<p>Predict how many spoonfuls it will take to finish your cereal. Count each spoonful as you eat.</p>	<p>Grab a handful of cereal and estimate how many pieces you have. Now count them. </p>	<p>3 Go around the house and count the windows and doors. Are there more windows or doors? Draw the one with more.</p>
<p>How many red, blue, orange, and green things can you find in your kitchen? Write down the numbers. Name all the people that live with you. How many are there?</p>	<p>Write the names of the people in your house. Count the letters in each and circle the name that has the most letters.</p>	<p>Look for numbers everywhere you go today like the numbers on street signs, storefronts, or license plates.</p>	<p>Skip count by 2's, 5's and 10's to 100. Ask someone to time you and write down your best time.</p>	<p>Count how many times you can jump on two feet for one minute. </p>	<p>Draw a picture of the license plate of your car. Circle the largest number on the license plate. </p>	<p>11 Look inside a grocery store flyer. Cut out the numbers 1 - 20 and paste them in order on a sheet of paper.</p>